



**Vaalsberg Garden**  
the nourishing ritual

**PHASE** : Special Compost fertiliser

# Growth Schedule



Instructions for use:

Seedlings and cuttings must be rooted in advance  
and must be 10/15 cm tall and 10/15 cm in diameter.

See information on the reverse >>>

Weeks	-6	-5	-4	-3	-2	-1	1	2	3	4	5	6	7	8	9	10	11		
Periods	seedlings cuttings 18h/d		growth 18h light/day				Bloom 12h light/day												
PHASE 1	5 ml	5 ml	10 ml																
PHASE 2				10 ml	10 ml	15 ml	15 ml	15 ml											
PHASE 3									15 ml	15 ml	15 ml	15 ml	20 ml	20 ml	20 ml				
PHASE 4																10 ml	10 ml	10 ml	10 ml




All applications are based on dilution in 5 litres of water

# Vaalseberg Garden

Average pH and EC values of the products >>>>>>



- seedlings and cuttings : 0.8
- the first roots : 1.1
- growth : 1.3
- start of flowering : 1.4 à 1.6
- flowering : 1.4 à 1.6
- parent plants : 1.6 à 2.2

	pH			EC		
Concentration Products	1 ml/L	2 ml/L	3ml/L	2 ml/L	3 ml/L	4 ml/L
 <b>PHASE1</b>	7	7	7	0,77	1,15	1,5
 <b>PHASE2</b>	6,9	6,9	6,9	0,65	0,94	1,25
 <b>PHASE3</b>	6,85	6,85	6,9	0,83	1,21	1,65

Application rate >

With a dispenser pump: 15 to 25 ml per 10 litres

Without a dispenser pump: 1 to 3 times per week depending on plant growth

Dilute in water at 22°C

**PHASE** Special Compost fertilizer    